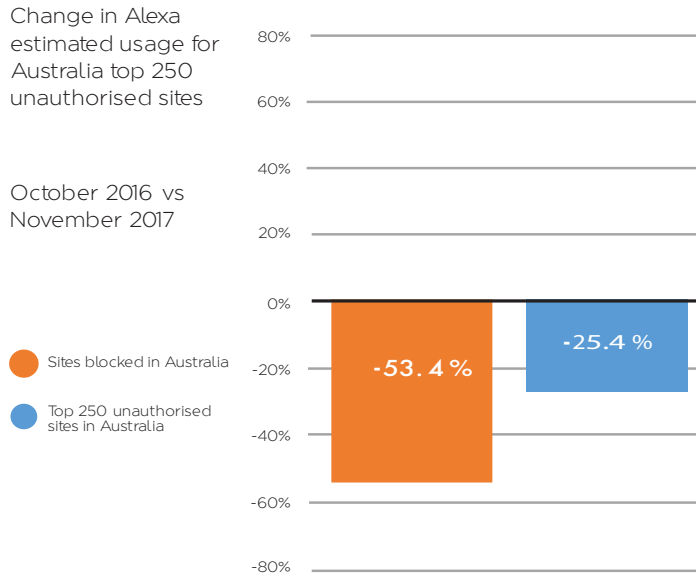


AUSTRALIA'S PIRACY LANDSCAPE 2018

PIRACY WEBSITES BLOCKED IN AUSTRALIA SEES 25% DROP IN USAGE OVERALL

Alexa Estimated Usage for Australia



"Site Blocking Efficacy: Australia | ASA: INCOPRO May 2017 Report"

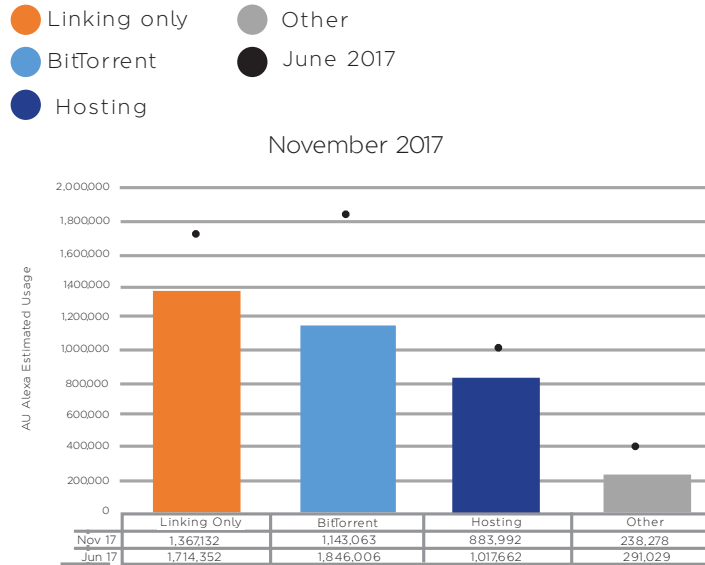
Top 5 Pirate Sites

The top five pirate sites received a total of **8,869,386** page views from Australians in March 2018

RANK	WEBSITE	TOTAL VISITS	LOCAL VISITS
1	thepiratebay.org	158,832,121	2,846,410
2	rarbg.to	56,100,141	1,614,462
3	kissanime.ru	57,796,900	1,567,949
4	eztv.ag	27,869,636	1,551,848
5	myanimelist.net	46,819,073	1,288,717

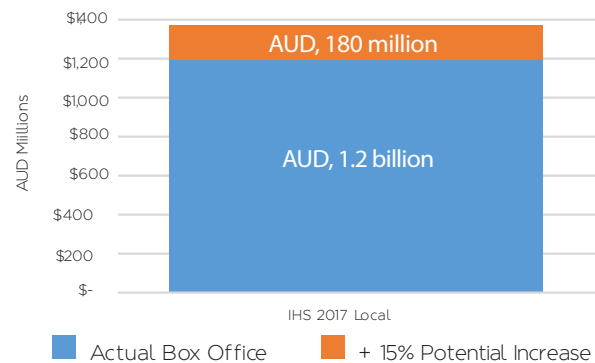
Custom analysis of Alexa data (March 2018)

Australia Usage of Top 250 Sites by Category



"Site Blocking Efficacy: Australia | ASA: INCOPRO May 2017 Report"

15% increase in box office if piracy is completely **stamped out**

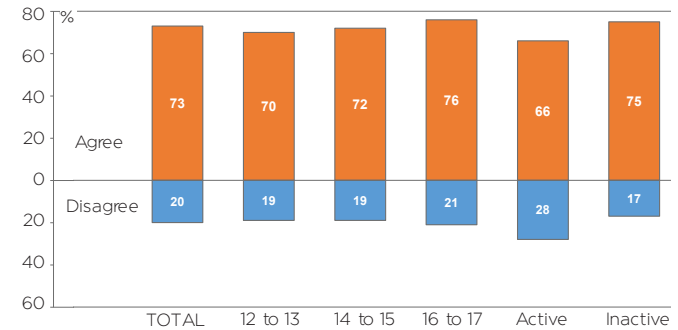


"The Dual Impact of Movie Piracy on Box-Office Revenue: Cannibalization and Promotion", Carnegie Mellon University (December 2015)

HIGH LEVELS OF AGREEMENT THAT PIRACY IS STEALING

Aged 12-17

"Downloading or Streaming Pirated Content is Stealing/Theft"

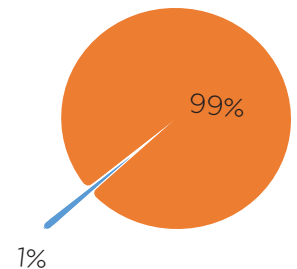


Creative Content Australia (August 2016)

99% = percentage of high-risk movie/TV advertisements (i.e. sex industry, gambling, malware, scams) appearing on pirate websites

Movie/TV Advertisements

- Mainstream advertising
- High-risk advertising



46% of ads were malware, while 3% were gambling ads. With 20% of advertising on rogue websites being categorised as sex industry, Australian users who access the websites (including pre-teens and teens) are being exposed to graphic, hard core pornographic imagery.

"A systematic approach to measuring advertising transparency online: An Australian case study", University of Ballarat (September 2013)