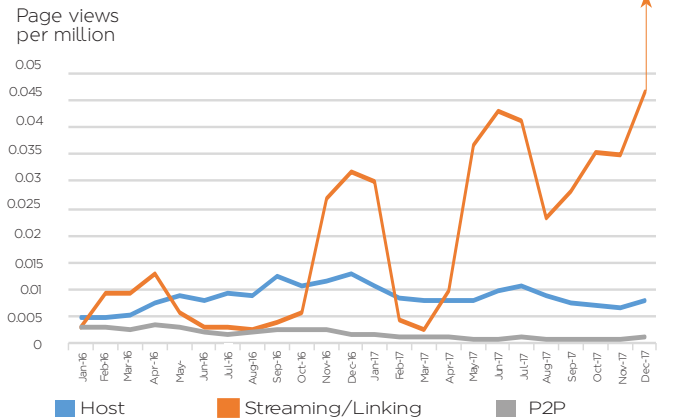


INDONESIA'S PIRACY LANDSCAPE 2018

STREAMING PIRACY SIGNIFICANTLY UP

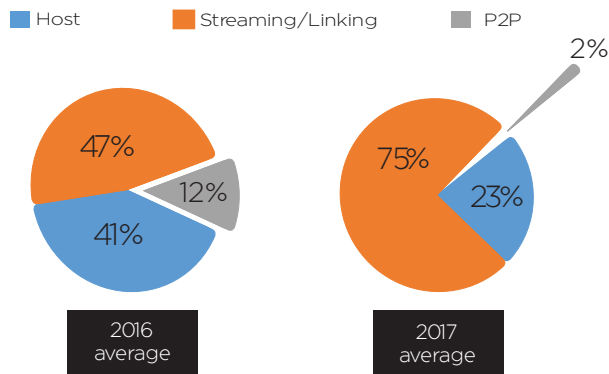
1,420% = Increased pageviews of an average user of streaming piracy websites between Jan 2016 & Dec 2017

Piracy Traffic by Category



*The count of pageviews is the total number of times the pages of a website were viewed or refreshed within the selected time period. Page views per million indicates what fraction of all the page views by Alexa Toolbar users go to a particular site.

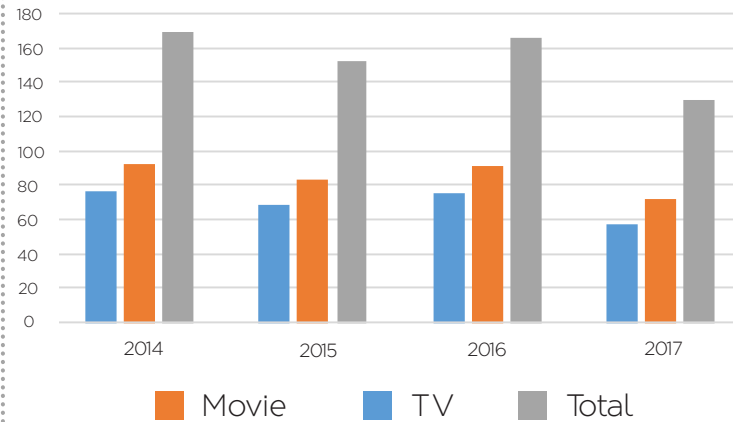
More Streaming/Linking Piracy



Custom analysis of Alexa data (March 2018)

129 million = total number of BitTorrent movie and TV downloads in 2017

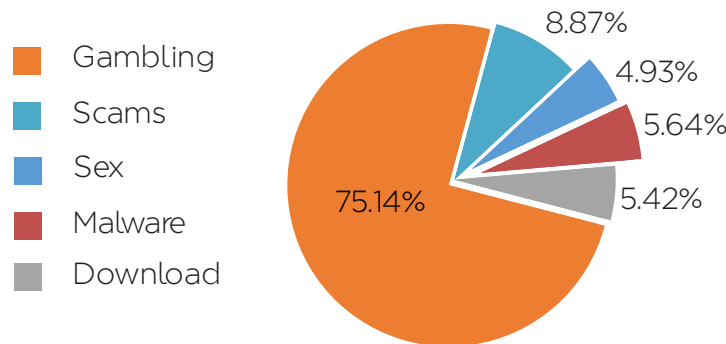
Annual BitTorrent Movie & TV Downloads in Millions



MovieLabs data (March 2018)

88.94% = percentage of high-risk advertisements (sex industry, gambling, scams) appearing on pirate websites for Hollywood content

Legal vs Illegal Website Visits



How Risky Are Piracy Websites For Indonesians? The Role of Search, Dr. Paul A. Watters, Massey University

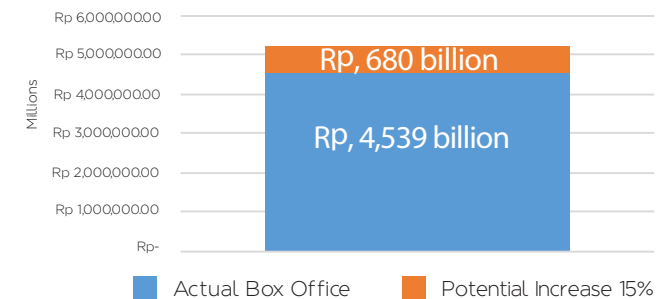
Local visits at pirate sites are 2.17 times higher than those at legitimate sites.

Legitimate Online Video Services



Custom analysis of Alexa data (March 2018)

15% increase in box office if piracy is completely stamped out



"The Dual Impact of Movie Piracy on Box-Office Revenue: Cannibalization and Promotion", Carnegie Mellon University (December 2015)