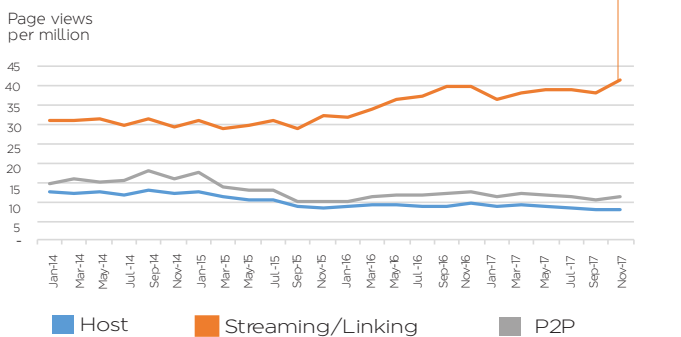


MALAYSIA'S PIRACY LANDSCAPE 2018

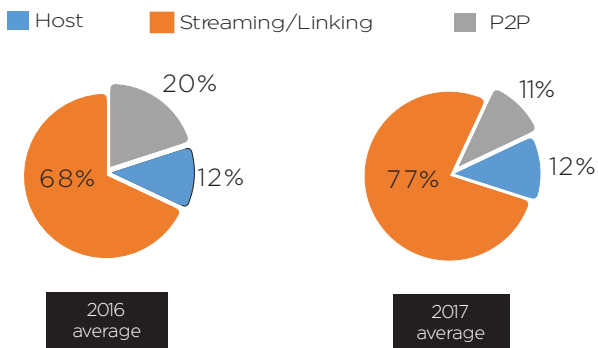
STREAMING PIRACY SIGNIFICANTLY UP WHILE P2P DECLINES

34% = Increased pageviews of an average user of streaming piracy websites between Jan 2016 & Dec 2017

Piracy Traffic by Category



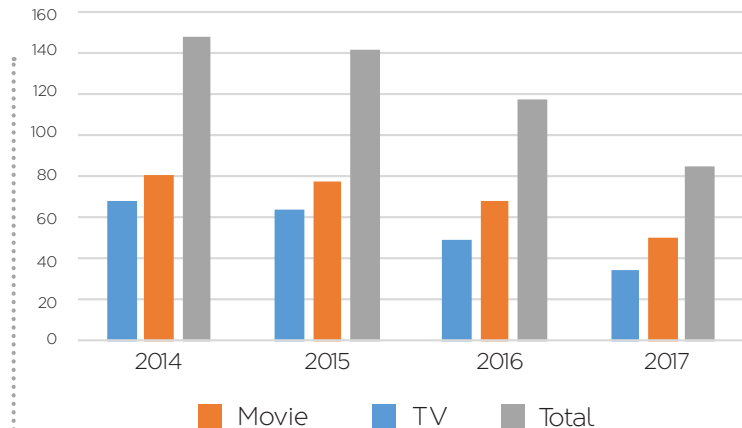
*The count of pageviews is the total number of times the pages of a website were viewed or refreshed within the selected time period. Page views per million indicates what fraction of all the page views by Alexa Toolbar users go to a particular site.



Custom analysis of Alexa data

84 million = total number of BitTorrent movie and TV downloads in 2017

Annual BitTorrent Movie & TV Downloads in Millions

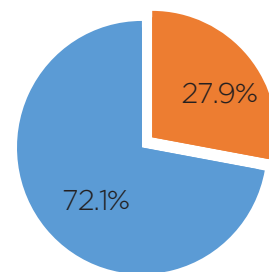


MovieLabs data

91.76% = percentage of high-risk advertisements (sex industry, gambling, scams) appearing on pirate websites for Hollywood content

Local Content

- Mainstream advertising
- High-risk advertising



For Hollywood content, high-risk advertising primarily comprised of malware, while for local content, the greatest risk was from scams.

Mainstream Advertising on Rogue Websites in Malaysia: A Comparison of Local and Foreign Content, Dr. Paul A. Watters, Massey University, July 2014

In Malaysia, local views at pirate sites are **2.10** times higher than those at legitimate sites

Legitimate Online Video Services

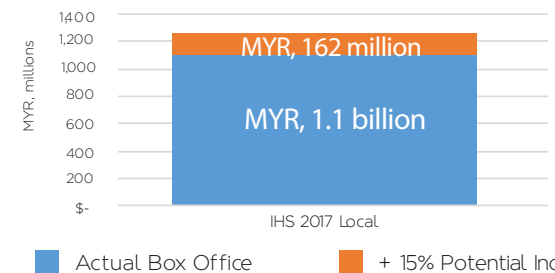


Local Pirate Site Visits: 9,932,84

WEBSITE (TOP 5)	TOTAL VISITS	LOCAL VISITS
kissasian.ch	25,012,429	2,965,378
kissanime.ru	57,796,900	2,326,991
icdramase	4,873,106	1,717,100
kshowonline.com	10,036,112	1,623,384
myasiantv.se	17,960,193	1,299,631

Custom analysis of Alexa data (March 2018)

15% increase in box office if piracy is completely stamped out



"The Dual Impact of Movie Piracy on Box-Office Revenue: Cannibalization and Promotion", Carnegie Mellon University, (December 2015)